




A



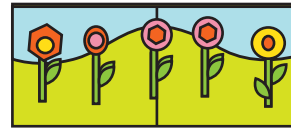
B




C



D



E




F



Diagram shows piping being sewn in a straight line, you will be sewing it in a loop, after stitching the back seam.


G




H



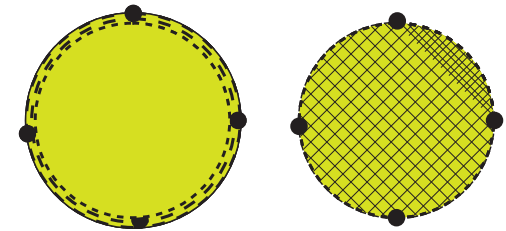
I



J



K



L