

Patterns:

Tuff
Pattern
1" x 10"

Strips: Monster Tuffs

1" X 10" Strips

Use: Jelly, Orchid,
Jet Black & Orange
Crush oly*fun
material

Cut 1 strip for each
fur tuff

Hair Tuff
Strip

Folded
Fur Tuff
Strip in
half

Fur Tuff



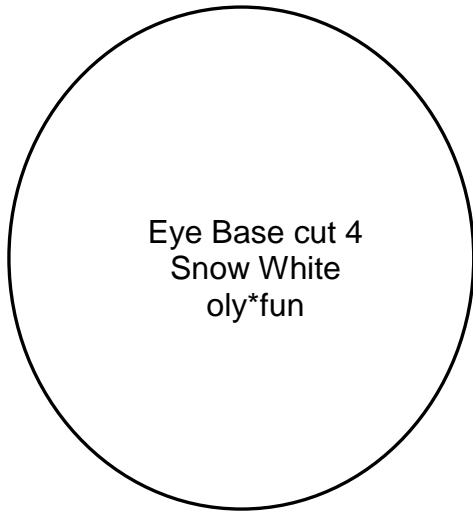
Fold strip in
half and glue
center with a
drop of hot
glue.

Cut three slits
using a
combination
of straight
and pinked
cuts to form
fringe


Hair Tuff

Cut three slits
using a
combination
of straight
and pinked
cuts to form
fringe


Eyes, Heart, Spots & Teeth Patterns




Eyelashes Cut 2
Jet Black
oly*fun



Flower & Leaf
Heart pattern
Use Markers



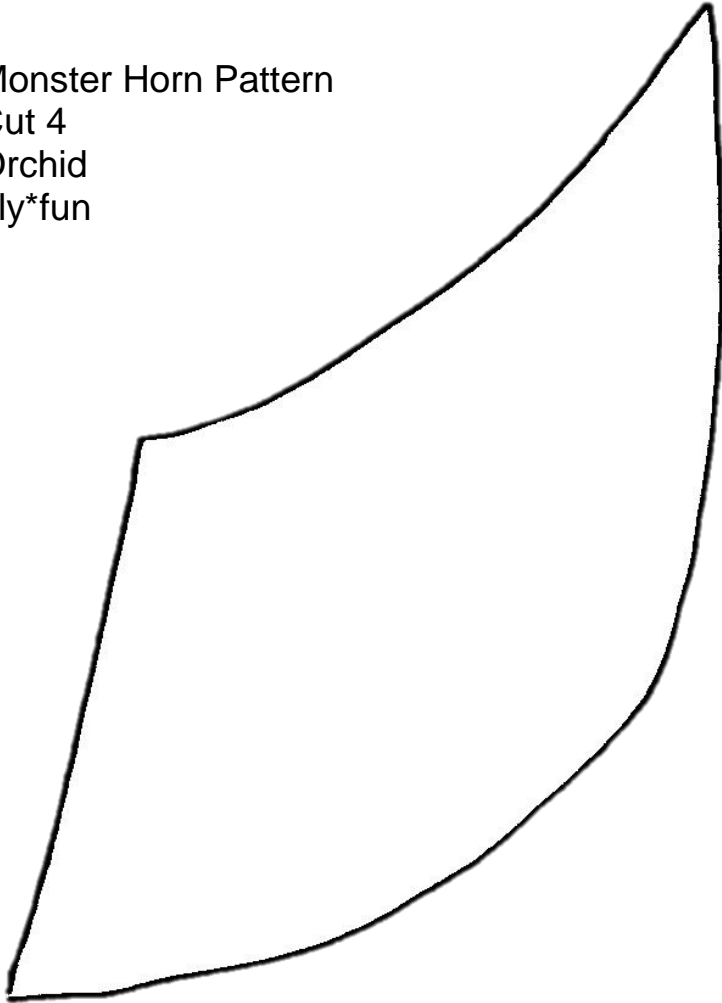
Monster Spots




Tooth
Cut 10
Snow White
oly*fun

Monster Horn & Tuff Cover Patterns

Monster Horn Pattern
Cut 4
Orchid
oly*fun



Side Tuff Cover
Cut 2
Slate
Oly*fun



Back Tuff Cover
Cut 1
Slate
Oly*fun

